

Wellbeing Theme board Exception Report

Appendix 2

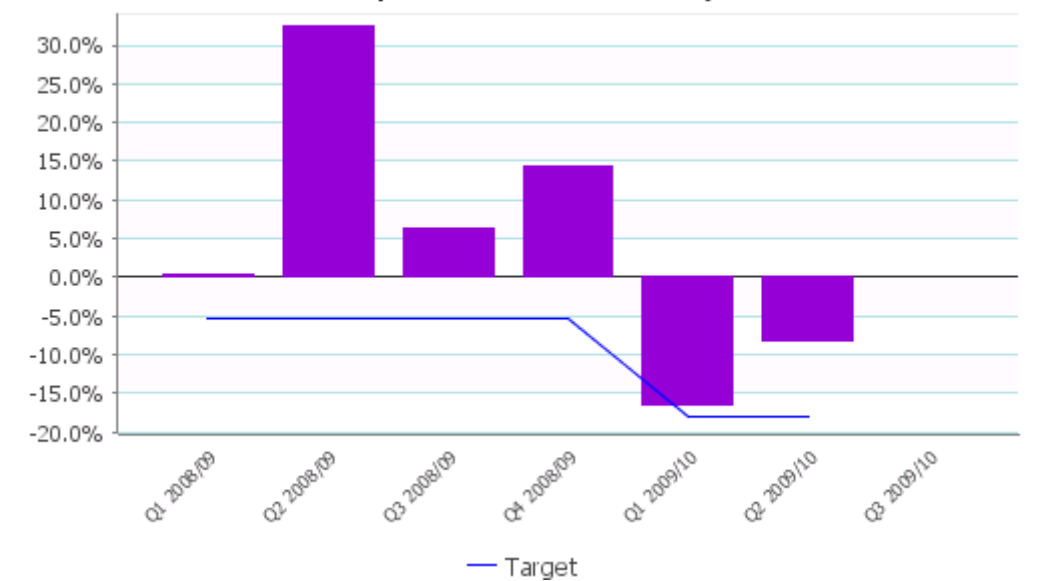
NI 112 Percentage change in under-18 conceptions (per 1000 girls aged 15-17 as compared with the 1998 baseline)
BV197 baseline)

Sustainable Community Strategy Outcome:
Healthier People with a better quality of life

Portfolio:
Children and Young People

There is a national target to reduce the under 18 conception rate by 50% by 2010 (compared to the 1998 baseline rate) as part of a broader strategy to improve sexual health. (Target shared between the Department of Health and the Department for Children, Schools and Families.)

CY02_P_N0112 Percentage change in under-18 conceptions (per 1000 girls aged 15-17 as compared with the 1998 baseline)



2009 - 2010		
	Value	Target
Q1 2009/10	-16.5%	-18.1%
Q2 2009/10	-8.2%	-18.1%
Q3 2009/10		
Q4 2009/10		
2009/10	-8.2%	-18.1%


Red



This covers the quarterly period April-June 2008
 The Q2 rate as 57.2 per 1000 (49 actual conceptions), this is a decrease of 23.8 from Q2 07 which was 81.0 per 1000. London rate showed a 2% decrease from the Q2 2007 rate.

This means our rolling quarterly average is now down to 61.2 per 1000 which is first time we have achieved a quarterly average rate lower than our 1988 base rate of 62.7 and the first time that we have achieved two consecutive rates in the 50s. Our Q2 rates have consistently shown a significant increase from Q1 but the current data shows there has been a small increase from Q1 08 which was 52.1 per 1000 (45 actual conceptions).

2008 Annual rates will be released in Feb 2010.

ONS Q3 2008 is due for release end of November 2009. Local TP data monitoring compiled by Public Health, NHS Haringey currently shows the number of conceptions for Q3 2008 as 30 – if this is similar to ONS data then the significant decrease in rates achieved in 2008 will continue. ONS Q3 2007 was 65.2 per 1000 with 58 actual numbers of conceptions. Our trajectory target for 2008 from Teenage Pregnancy Unit is 56 per 1000. We are currently on target to achieve this.

NI 53a Prevalence of breast-feeding at 6-8 wks from birth - Percentage of infants being breastfed at 6-8 weeks

Sustainable Community Strategy Outcome:
Healthier People with a better quality of life

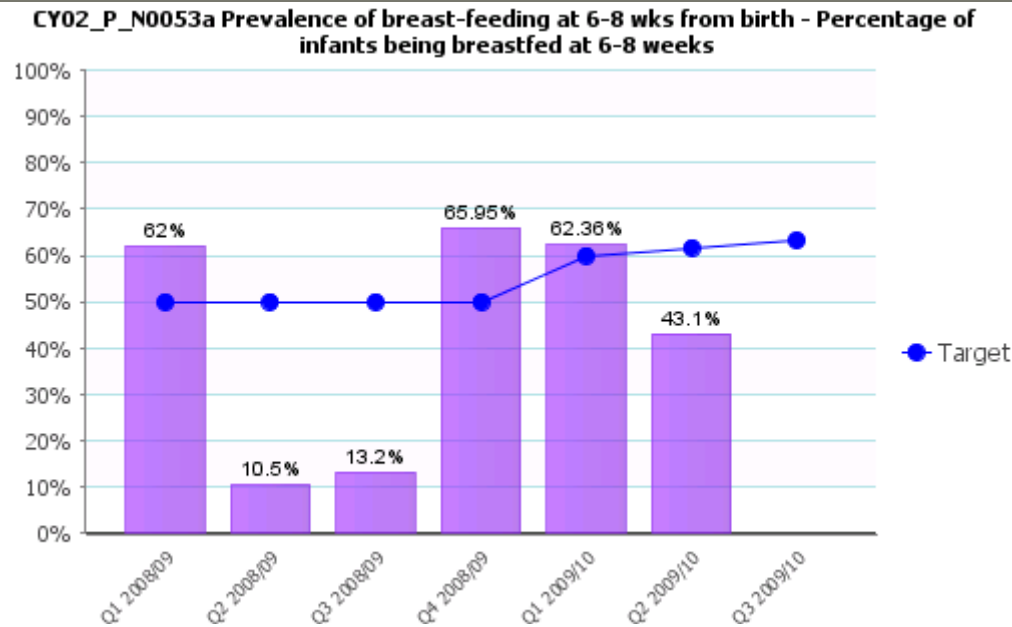
Portfolio:
Children and Young People

To provide an impetus to enhance health and children’s support services to mothers to sustain breastfeeding and thus give children a good start early in life.

2009 - 2010		
	Value	Target
Q1 2009/10	62.36%	60%
Q2 2009/10	43.1%	61.7%
Q3 2009/10		63.3%
Q4 2009/10		64.8%
2009/10	43.1%	60%



Red



All data for Q1 has now been collected. Q2 2009-10 prevalence appears low, as we are still awaiting data from a number of GPs, it is anticipated that like Q1 the target will be met.

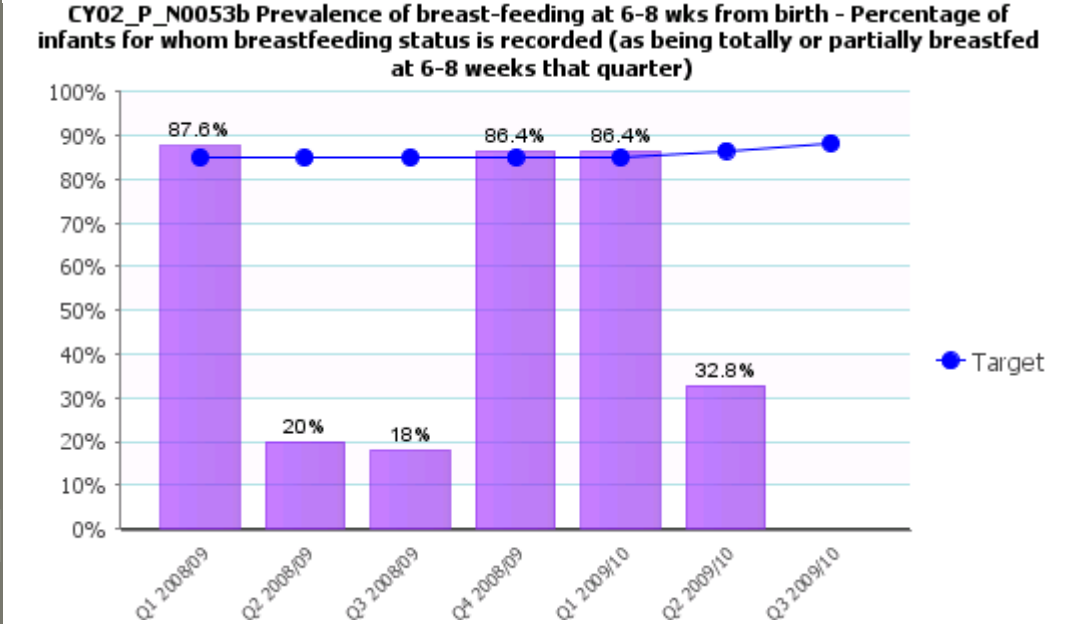
NI 53b Prevalence of breast-feeding at 6-8 wks from birth - Percentage of infants for whom breastfeeding status is recorded (as being totally or partially breastfed at 6-8 weeks that quarter)

Sustainable Community Strategy Outcome:
Healthier People with a better quality of life

Portfolio:
Children and Young People

To provide an impetus to enhance health and children’s support services to mothers to sustain breastfeeding and thus give children a good start early in life.

2009 - 2010		
	Value	Target
Q1 2009/10	86.4%	85%
Q2 2009/10	32.8%	86.6%
Q3 2009/10		88.3%
Q4 2009/10		90%
2009/10	32.8%	86.6%




Red



Q1 2009-10 appears prevalence is low, as we are still awaiting data from a number of GPs who have been late to submit due to H1N1 swine flu. This additional data will be resubmitted to NHS London and the Department of Health when it becomes available. The expected impact should lift performance above target.

NI 126 Early Access for Women to Maternity Services

Sustainable Community Strategy Outcome:
Healthier People with a better quality of life

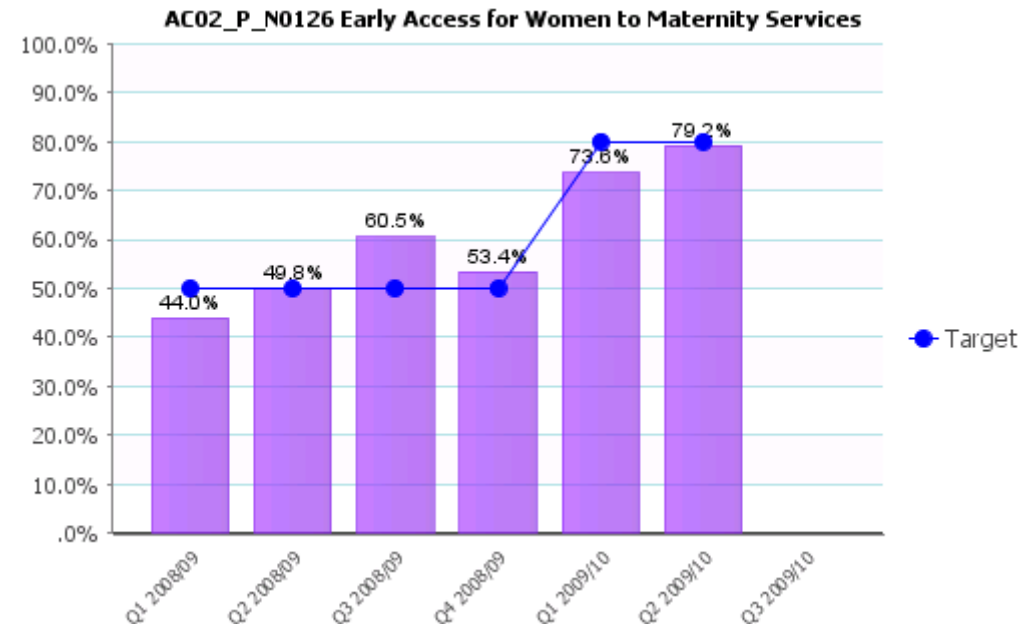
Portfolio:
Children and Young People

All women should access maternity services for a full health and social care assessment of needs, risks and choices by 12 completed weeks of their pregnancy to give them the full benefit of personalised maternity care and improve outcomes and experience for mother and baby.

2009 - 2010		
	Value	Target
Q1 2009/10	73.6%	80.0%
Q2 2009/10	79.2%	80.0%
Q3 2009/10		
Q4 2009/10		
2009/10	76.4%	80.0%



Amber



Currently under target, but showing an improving trend with an increase from 51.9% to 73.6% since the end March. A Maternity action plan is in place, overseen by the Maternity Steering Group.

NI 156 Number of households living in temporary accommodation

Sustainable Community Strategy Outcome:
Healthier People with a better quality of life

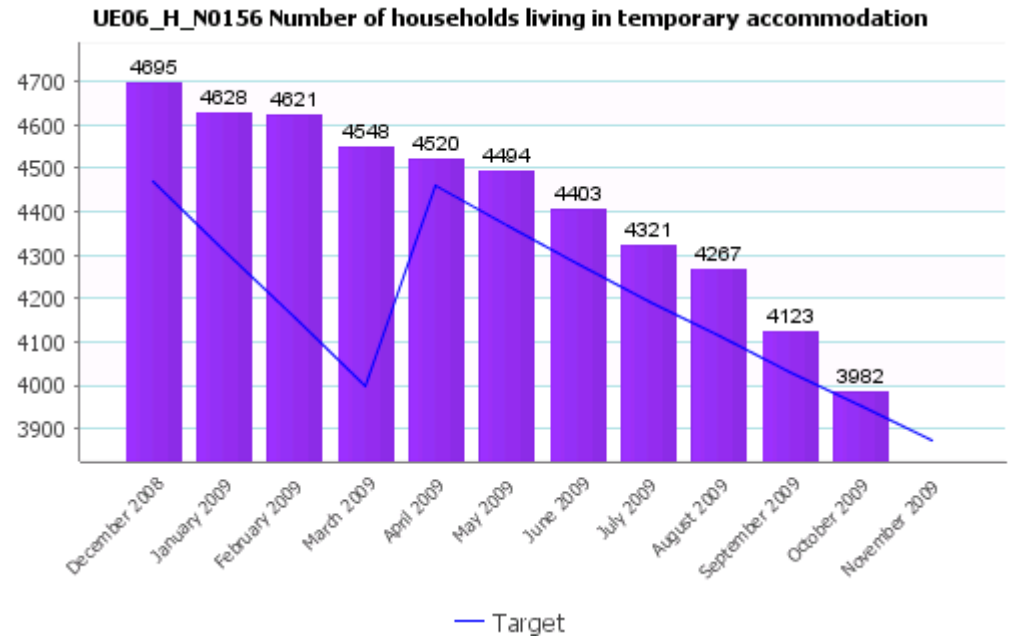
Portfolio:
Integrated Housing

To monitor progress towards halving the number of households in temporary accommodation provided under the homelessness legislation from 101,000 households in Q4 2004 to 50,500 households by 2010.

2009 - 2010		
	Value	Target
Q1 2009/10	4403	4280
Q2 2009/10	4123	4032
Q3 2009/10	3982	3952
Q4 2009/10		
2009/10	3982	3952


Amber





The number of Homeless Households in Temporary Accommodation continued to fall during October with a significant reduction of 141 in the month, this combined with the reduction achieved in September of 144 households has meant that the actual figure in TA is just 30 households short of the original forecast for October set in April 2009 . These improved performances over the last couple of months arise from the significant progress of the Emergency Accommodation project in reducing high cost nightly rated accommodation and the improvement in performance by the Housing Service as a whole. The year end target of 3552 households in Temporary Accommodation is now well within reach of the service and will represent a reduction of nearly 1000 households in Temporary Accommodation during this financial year.